

KBI GLOBAL ENERGY TRANSITION FUND - US DOLLAR CLASS E

FACTSHEET

Marketing
Communication

30/04/2024

EQUITY ■

Article 8 ■

Key Information (Source: Amundi)

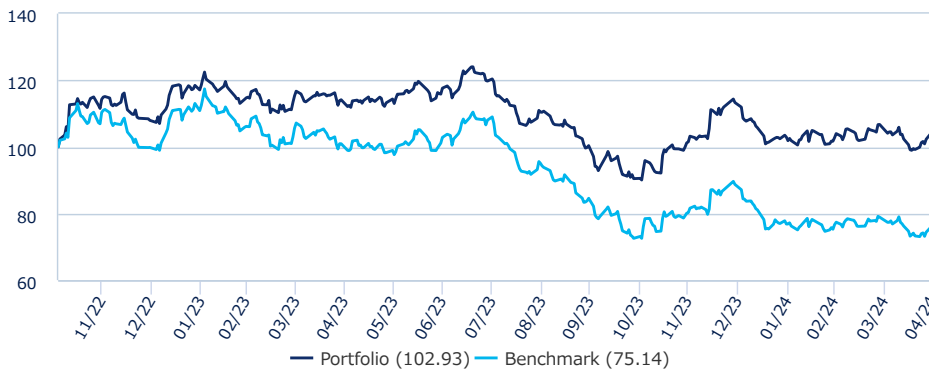
Net Asset Value (NAV) : **10.25 (USD)**
 NAV and AUM as of : **30/04/2024**
 Assets Under Management (AUM) : **1,427.17 (million USD)**
 ISIN code : **IE000JRA46G5**
 Benchmark :
100% WILDERHILL NEW ENERGY GLOBAL INNOVATION INDEX

Objective and Investment Policy

The Fund aims to achieve the highest possible return for its shareholders by investing primarily in shares of international companies involved in the alternative energy sector.
 The Fund will invest primarily in shares of companies trading on the recognised stock exchanges worldwide that operate in the alternative energy sector on a sustainable basis. The Fund will not invest more than 30% of net assets in emerging markets.
 The Fund is considered to be actively managed in reference to the Wilderhill New Energy Global Innovation Index by virtue of the fact that it uses the Index for performance comparison purposes. However the Index is not used to define the portfolio composition of the Fund or as a performance target and the Fund may be wholly invested in securities which are not constituents of the Index.

Returns (Source: Fund Admin) - Past performance does not predict future returns

Performance evolution (rebased to 100) from 03/11/2022 to 30/04/2024* (Source: Fund Admin)



Cumulative Returns * (Source: Fund Admin)

	YTD	1 month	3 months	1 year	3 years	5 years	10 years	Since
Since	29/12/2023	28/03/2024	31/01/2024	28/04/2023	-	-	-	28/10/2022
Portfolio	-9.16%	-3.57%	1.05%	-9.83%	-	-	-	1.76%
Benchmark	-15.32%	-4.78%	-2.23%	-25.58%	-	-	-	-25.46%
Spread	6.16%	1.20%	3.28%	15.75%	-	-	-	27.21%

The following information is additional to, and should be read only in conjunction with, the performance data presented above.

Calendar year performance * (Source: Fund Admin)

	2023	2022	2021	2020	2019
Portfolio	4.96%	-	-	-	-
Benchmark	-11.13%	-	-	-	-
Spread	16.09%	-	-	-	-

* Source: Fund Admin. The above results pertain to full 12-month period per calendar year. All performances are calculated net income reinvested and net of all charges taken by the Sub-Fund and expressed with the round-off superior. The value of investments may vary upwards or downwards according to market conditions.

Risk Indicator (Source: Fund Admin)



Lower Risk

Higher Risk

⚠ The risk indicator assumes you keep the product for 5 years.

The summary risk indicator is a guide to the level of risk of this product compared to other products. It shows how likely it is that the product will lose money because of movement in the markets or because we are not able to pay you.

We have classified this product as 5 out of 7, which is "a medium-high" risk class. This rates the potential losses from future performance at a medium-high level, however poor market conditions will likely impact the ability to provide a positive return on your investment.
 The Risk Factors applicable to the Fund are liquidity risk, counterparty risk, emerging markets risk, currency risk, operational risk and interest rate risk.

Beside the risks included in the risk indicator, other risks may affect the Fund's performance. Please refer to the Fund prospectus.

EQUITY

Meet the Team



Colm O'Connor
Senior portfolio manager



Treasa Ni Chonghaile
Senior portfolio manager



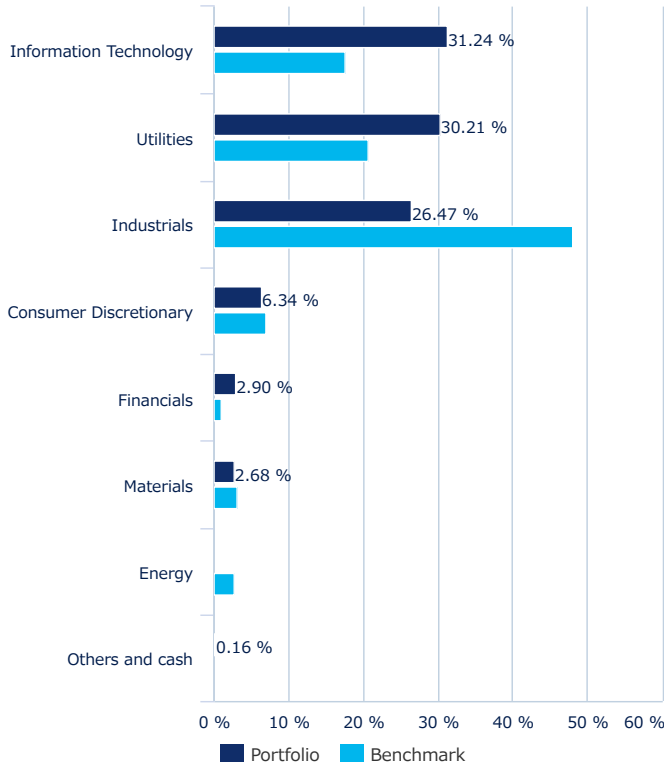
Andros Florides
Senior Portfolio Manager

Risk analysis (rolling) (Source: Fund Admin)

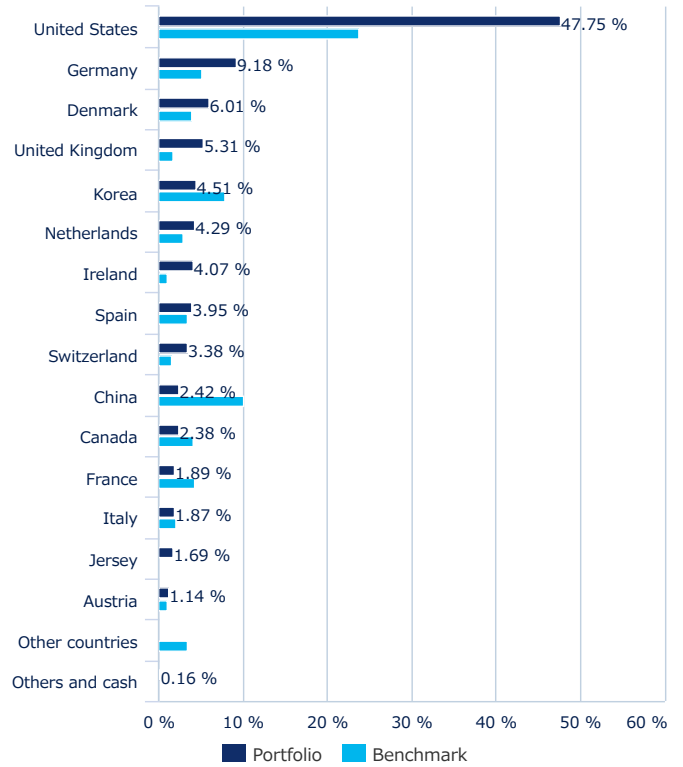
	1 year	3 years	5 years
Portfolio volatility	23.52%	-	-
Benchmark volatility	26.19%	-	-
Ex-post Tracking Error	8.21%	-	-
Portfolio Information ratio	1.96	-	-
Sharpe ratio	-0.69	-	-
Beta	0.85	-	-

Portfolio Breakdown (Source: Amundi)

Sector breakdown (Source: Amundi)



Geographical breakdown (Source: Amundi)



Main overweights (% assets, source: Amundi)

	PORTFOLIO	BENCHMARK	SPREAD (P - B)
RWE AG	4.31%	-	4.31%
ASML HOLDING NV	3.76%	-	3.76%
SAMSUNG SDI CO LTD	4.51%	0.97%	3.54%
NEXTERA ENERGY INC	3.31%	-	3.31%
ANALOG DEVICES INC	3.12%	-	3.12%
FIRST SOLAR INC	4.13%	1.05%	3.08%
VESTAS WIND SYSTEMS A/S	3.78%	0.90%	2.88%
NATIONAL GRID PLC	2.84%	-	2.84%
GREENCOAT RENEWABLES PLC	2.76%	-	2.76%
EATON CORP PLC	2.57%	-	2.57%
TOTAL	35.08%	2.93%	32.15%

The holdings listed should not be considered recommendations to buy or sell any particular security listed.

Main underweights (% assets, source: Amundi)

	PORTFOLIO	BENCHMARK	SPREAD (P - B)
LS ELECTRIC CO LTD	-	2.32%	-2.32%
SHIHLIN ELECTRIC ENGINEERING	-	2.17%	-2.17%
TA YA ELECTRIC WIRE & CABLE	-	1.48%	-1.48%
CHUNG-HSIN ELEC MCHRY MNFCT	-	1.35%	-1.35%
XINYI SOLAR HOLD LTD	-	1.34%	-1.34%
FUGRO NV	-	1.31%	-1.31%
TOYO TANSO CO LTD	-	1.30%	-1.30%
FLAT GLASS GROUP CO LTD	-	1.24%	-1.24%
CORE & MAIN INC	-	1.21%	-1.21%
LOTTE ENERGY MATERIALS CORP	-	1.18%	-1.18%
TOTAL	-	14.91%	-14.91%

The holdings listed should not be considered recommendations to buy or sell any particular security listed.

EQUITY ■

Top ten issuers (% assets, source: Amundi)

	PORTFOLIO
SAMSUNG SDI CO LTD	4.51%
RWE AG	4.31%
FIRST SOLAR INC	4.13%
VESTAS WIND SYSTEMS A/S	3.78%
ASML HOLDING NV	3.76%
NEXTERA ENERGY INC	3.31%
ANALOG DEVICES INC	3.12%
HANNON ARMSTRONG SUSTAIN INFRA	2.90%
NATIONAL GRID PLC	2.84%
GREENCOAT RENEWABLES PLC	2.76%
TOTAL	35.40%

The holdings listed should not be considered recommendations to buy or sell any particular security listed.

Sub-Fund Statistics (Source: Amundi)

Total portfolio holdings	49
--------------------------	----

Information (Source: Amundi)

Fund structure	ICAV
Applicable law	Irish
Management Company	Amundi Ireland Limited
Fund manager	KBI GLOBAL INVESTORS LTD
Custodian	Northern Trust Fiduciary Services (Ireland) Limited
Share-class inception date	27/10/2022
Share-class reference currency	USD
Type of shares	Accumulation
ISIN code	IE000JRA46G5
Minimum first subscription / subsequent	-
Frequency of NAV calculation	Daily
Dealing times	Orders received each day D day before 11:00
Entry charge (maximum) *	0.00%
Max. direct annual management fees (taxes incl.)	0.73%
Performance fees	No
Exit charge (maximum) *	0.00%
Ongoing charges	0.88% (realized) - 04/04/2024
Minimum recommended investment period	5 years
Benchmark index performance record	29/12/2011 : 100.00% WILDERHILL NEW ENERGY GLOBAL INNOVATION INDEX

EQUITY ■

Important information

Issued by Amundi Asset Management, SAS. KBI GLOBAL ENERGY TRANSITION FUND (the "Fund"), is a sub-fund of KBI Funds ICAV, an open-ended umbrella type Irish collective asset-management vehicle ("ICAV") with limited liability and segregated liability between its sub-funds. The ICAV is registered and authorised by the Central Bank of Ireland to carry on business as an ICAV, pursuant to Part 2 of the Irish Collective Asset-management Vehicles Act, 2015 and an undertaking for collective investment in transferable securities pursuant to the European Communities (Undertakings for Collective Investment in Transferable Securities) Regulations, 2011 (S.I. No. 352 of 2011) (as amended). The management company of the ICAV is Amundi Ireland Limited, 1 George's Quay Plaza, George's Quay Dublin 2, Ireland, being hereinafter referred to as "Amundi".

This is a marketing communication. Please refer to the Prospectus / information document and to the PRIIPs Key Information Document (**PRIIPs KID**) before making any final investment decisions.

This material is for information purposes only, is not a recommendation, financial analysis or advice, and does not constitute a solicitation, invitation or offer to purchase or sell the Fund in any jurisdiction where such offer, solicitation or invitation would be unlawful.

This information is not for distribution and does not constitute an offer to sell or the solicitation of any offer to buy any securities or services in the United States or in any of its territories or possessions subject to its jurisdiction to or for the benefit of any U.S. Person (as defined in the prospectus of the Fund). The Fund have not been registered in the United States under the Investment Company Act of 1940 and units of the Funds are not registered in the United States under the Securities Act of 1933. Accordingly, this material is for distribution or to be used solely in jurisdictions where it is permitted and to persons who may receive it without breaching applicable legal or regulatory requirements, or that would require the registration of Amundi or its affiliates in these countries.

Please note that the management company may de-notify arrangements made for marketing as regards units/shares of the Fund in a Member State of the EU in respect of which it has made a notification.

Investment involves risk. The decision of an investor to invest in the Funds should take into account all the characteristics or objectives of the Funds. **Past performance does not predict future results.** Investment return and the principal value of an investment in the Fund may go up or down and may result in the loss of the amount originally invested. All investors should seek professional advice prior to any investment decision, in order to determine the risks associated with the investment and its suitability. It is the responsibility of investors to read the legal documents in force in particular the current prospectus of the Fund. Subscriptions in the Fund will only be accepted on the basis of their latest prospectus and/or, as applicable, the PRIIPs KID available in local language in EU countries of registration. A summary of information about investors rights' and collective redress mechanisms can be found in English on the regulatory page at <https://about.amundi.com/Metanav-Footer/Footer/Quick-Links/Legal-documentation>.

For KBI Funds ICAV information on sustainability-related aspects (if applicable) can be found at <https://www.kbiglobalinvestors.com/sfdr-icavproduct-info/>

The information in this document is as at the date shown at the top of the document, except where otherwise stated.

© 2024 Morningstar. All Rights Reserved. The information contained herein: (1) is proprietary to Morningstar and/or its content providers; (2) may not be copied or distributed; (3) are not warranted to be accurate, complete or timely. Neither Morningstar nor its content providers are responsible for any damages or losses arising from any use of this Information.

Investors should read the Prospectus and the PRIIPs KID before deciding to invest in the Fund. The Prospectus and the PRIIPs KID, which together with the latest annual and semi-annual reports (if any) may be obtained, free of charge, at the registered office of the Fund (3rd Floor, 2 Harbourmaster Place, IFSC Dublin 1, D01 X5P3, Ireland), at our website via the following link <https://www.kbiglobalinvestors.com/fund-centre/europe/kbi-institutional-fund-icav/> or from the Fund's authorised distributors. Subscriptions in the Fund will only be accepted on the basis of the latest Prospectus available in English.

The source of the data contained in this document is Amundi, unless otherwise stated.

This document is designed exclusively for institutional, professional, qualified or sophisticated investors and distributors. It is not meant for the general public or private clients of any jurisdiction or those qualified as 'US Persons'. Approved investors in regard to the European Union are those which are defined as "Professional" investors in Directive 2004/39/EC of 21 April 2004 "MiFID" or, as the case may be, as defined under each local legislation and, insofar as the offer in Switzerland is concerned, "qualified investors" as set forth in the federal Law on Collective Investments (LPCC), the Ordinance on collective investments of 22 November 2006 (OPCC) and the FINMA 08/8 Circular regarding the legislation on collective investments of 20 November 2008. This document shall not, under any circumstance, be sent within the European Union to non "Professional" investors as defined by the MFI or under each local legislation, or in Switzerland to those investors which are not defined as "qualified investors" in the applicable law and regulations.